

CELEBRATING RECONCILIATION

Signs of Grace: You are forgiven

Lesson 7

LET'S PRAY

Dear Holy Spirit,

Thank you for filling my heart with your love. Thank you for calling me to return to you. Please help me to recognize and be truly sorry for my sins, confess them, and to draw closer to you. Amen.

O my God, I am heartily sorry for having offended You.


And I detest all my sins because of Your just punishments,

But most of all because they offend You, my God, who are all-good and deserving of all my love.

I firmly resolve with the help of Your grace to sin no more and to avoid the near occasion of sin. Amen.



MEMORY VERSE- REVIEW



"Create in me a clean heart,
O God, and renew a right
spirit in me!"

(Psalm 51:10)



MEMORY VERSE


*“Draw near to God
and he will draw
near to you.”*

(James 4:8)

SAINT OF THE DAY

Saint Padre Pio

- Feast Day: September 23rd
- Patron of Youth & Civil Defense Volunteers
- From Italy
- Was given the gift of the Stigmata by Jesus
- Would spend many hours everyday hearing confessions



HOW TO MAKE A GOOD CONFESSION



LET'S READ GOD'S WORD

The Prodigal Son

Once, a father had two sons. The younger son did not want to stay home. "Give me my half of your money," the son said.

The father sadly gave the younger son the money. The son went to a city far away. He wasted all his money.

The son needed more money, so he got a job feeding pigs. He did not like his job. He was sad and cold and all alone.

He said, "I will go home to my father. I will beg him to give me a job as his servant." The son started to walk home.

One day, the father saw his son far away. The father ran to meet him. The son fell into his arms and cried, "I am sorry I have sinned. I am not good enough to be your son."

The father hugged his son. He threw a big party. The older son said, "That's not fair. He disobeyed you!" But the father said, "He has come home. We must welcome him." **Based on Luke 15:11-32**



LET'S DO ACTIVITIES



Let's Do Activities

Seven Steps

The Sacrament of Reconciliation is not hard or scary! Remember that even if you forget something, the priest will help you.

Below are the steps to the Sacrament of Reconciliation. See if you can put them in order from 1-7!

- 4 **RECEIVE PENANCE** – After you tell your sins, the priest will talk to you and give you a penance to do after Confession.
- 1 **EXAMINE YOUR CONSCIENCE** – Before your confession, ask God to help you to have true sorrow for all your sins. Then think about your sins. Ask yourself: *Have I broken any commandments? How have I failed to love God as I should? How have I hurt others?*
- 6 **ABSOLUTION** – Last, the priest will pray the prayer forgiving you of your sins. He will hold his hands over your head. Together you will make the Sign of the Cross and then you can say, “Thank you, Father.” And then you can go in peace!
- 3 **CONFESS YOUR SINS** – Then you tell the priest your sins. Don't be afraid to tell him all your sins, starting with the worst ones. When you are finished, say, “I am sorry for these and all of my sins.”
- 2 **GREET THE PRIEST** – When you first go into the confessional, start with the Sign of the Cross. Then say, “Bless me, Father, for I have sinned. This is my first confession.”
- 7 **DO YOUR PENANCE** – After you leave the confessional, kneel down at a pew in the church and pray the penance that the priest gave you. Or if he gave you something to do, do it as soon as you can!
- 5 **ACT OF CONTRITION** – After the priest gives you your penance, he will ask you to say your Act of Contrition. You can say it from memory, read it, or even tell God you are sorry from your heart using your own words.

LET'S LEARN ABOUT OUR FAITH



Penance




Penitent



Examination of Conscience

LET'S LEARN ABOUT OUR FAITH



Imperfect
Contrition

Perfect
Contrition

Words of Absolution



MEMORY VERSE

*“Draw near to God
and he will draw
near to you.”*

(James 4:8)